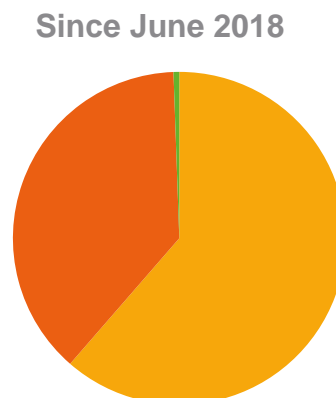

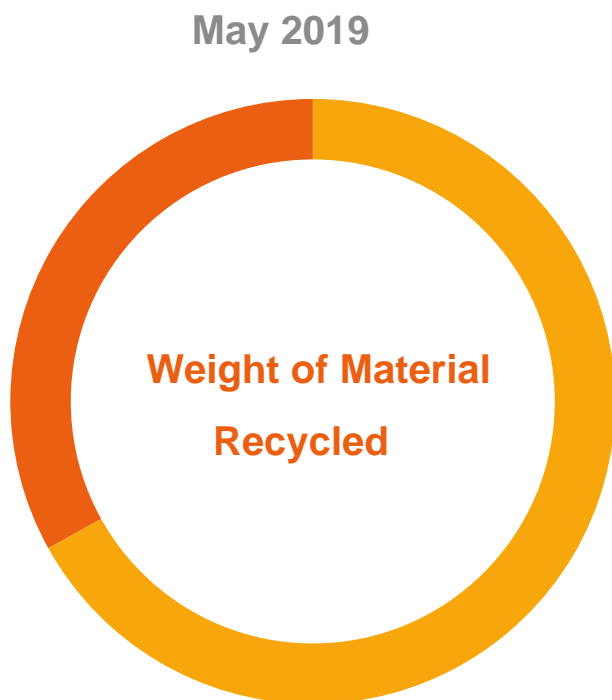


Weight of Material Recycled	May 2019 (kg)	Total since June 2018 (kg)
Heavy/contaminated general waste bags	0.00	0.00
Paper	127.60	794.60
Cardboard	63.00	490.00
Plastic Bottles	0.50	7.00
Cans	0.00	1.50

Monthly Carbon Report

We work with over 2000 businesses in central Scotland, including SMEs, international corporations and Business Improvement Districts in Edinburgh and Glasgow. As a social enterprise, we Gift Aid a percentage of our profits to the environmental charity Changeworks who work to reduce carbon emissions and eliminate fuel poverty in Scotland. Our goal is to help all our clients reduce their waste, carbon and costs. This report can help us and you do just that. It is a useful tool that allows you to monitor the amount of recycling and general waste your business produces, the amount of carbon diverted and the recycling rate achieved. It provides information from previous months, allowing you to monitor your progress. We love shouting about the work we do and who we work with! If you want to shout about the amazing work you are doing too, tweet us at @ChangeworksRecy or contact your Client Relationship Manager to find out about how we can help you shout louder!



Carbon Diverted	May 2019 (kg)	Total since June 2018 (kg)
Heavy/contaminated general waste bags	0	0.00
Paper	69.8	434.65
Cardboard	34.46	268.04
Plastic Bottles	0.5	7.00
Cans	0	3.31

Over the last month you have saved the equivalent of one HGV truck driving...



Since June 2018 the equivalent of




General waste (kg)



May 2019

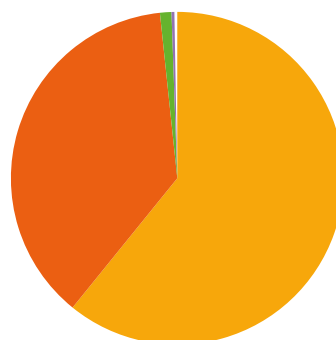
Total since June 2018

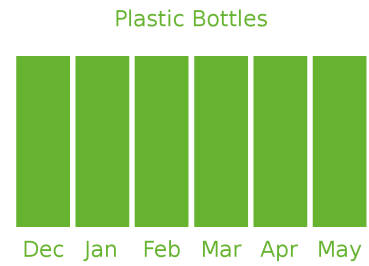
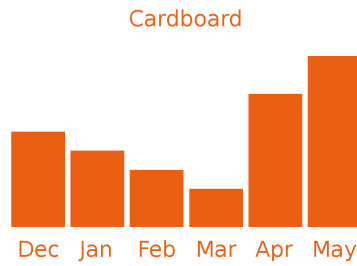
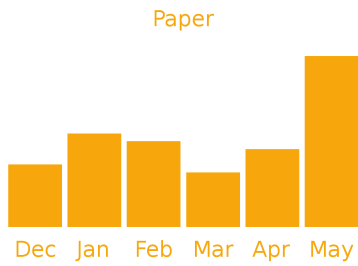
May 2019



Carbon Diverted

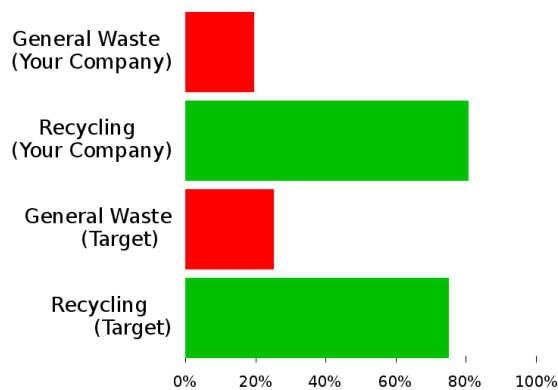
Since June 2018





TOP TIPS

RECYCLING RATE



1 - System Redesign

Redesigning the internal bin layout can maximise your recycling rates and reduce the risk of recyclables going to general waste.

2 - Stickers and Posters

Labelling your bins and putting up posters significantly reduces the risk of contamination and confusion over where materials go.

3 - Staff Training & Enhanced Communications

Using clearly labelled bins is not difficult, but there is often a lot of confusion regarding which materials go where and why. Staff training can help reduce confusion and in turn the risk of contamination.

Please contact your Client Relationship Manager or our service team to schedule a site visit to implement these changes.

DISCLAIMER: Please note that the weight of the material collected is calculated by using average weights of bags or bins for the respective material. If you want a more accurate measurement, please contact your Client Relationship Manager or our service team to schedule a waste audit.